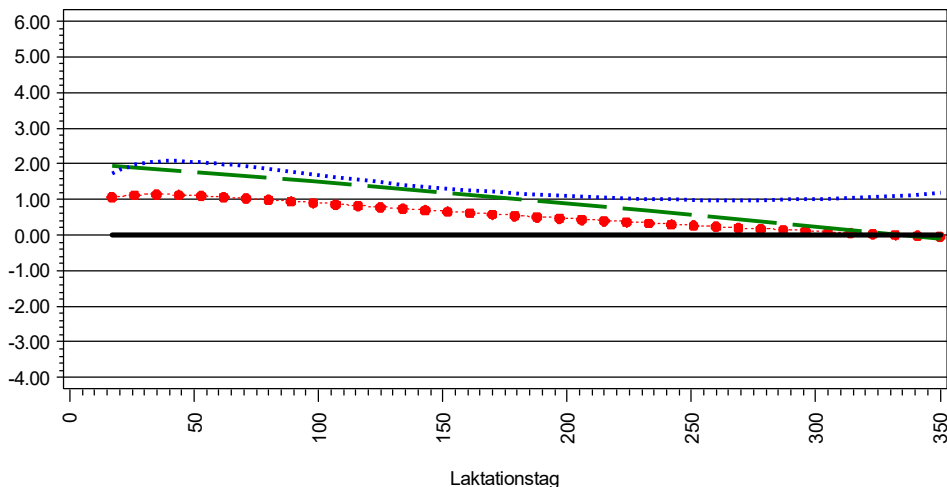


Übersicht Zuchtwertkurven Milchmerkmale

| Lebensnummer | Name | Geburtsdatum | GZW | Sich GZW | MW | Sich MW | FW | Sich FW | Fit | Sich Fit | ZWM | ZWF | F % | ZWE | E % |
|-----------------|---------|--------------|-----|----------|-----|---------|-----|---------|-----|----------|------|-------|-------|------|-------|
| 276000950761044 | IL TORO | 12.10.2015 | 114 | 90% | 108 | 97% | 109 | 91% | 103 | 89% | +392 | +22.1 | +0.07 | +4.7 | -0.11 |

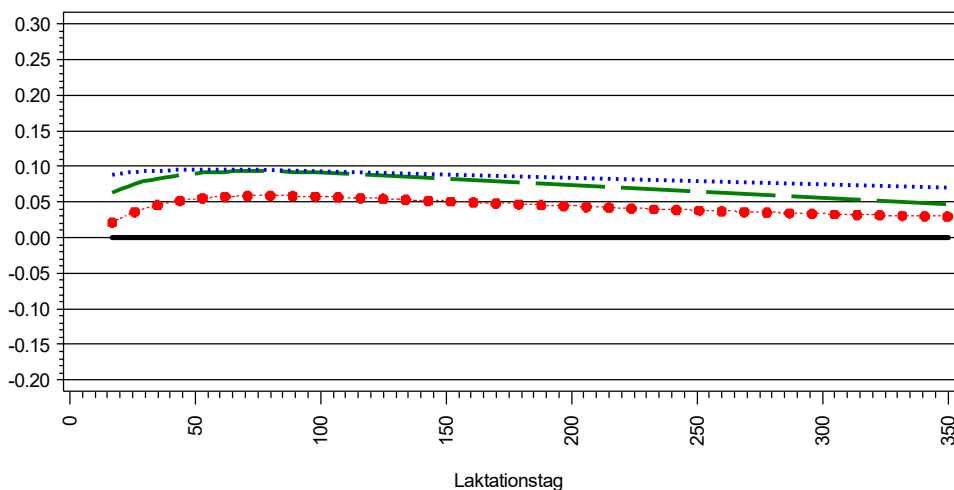
Zuchtwert Milchmenge (kg)



| Zuchtwert Persistenz | Pers | Sich Pers |
|----------------------|------|-----------|
| Tier | 92 | 95% |
| Vater | 101 | 99% |
| Mutter | 96 | 76% |

| Zuchtwert Milchmenge | 1.Lakt. | 2.Lakt. | 3.Lakt. |
|----------------------|---------|---------|---------|
| Tier | +193 | +341 | +421 |
| Vater | -151 | -24 | +46 |
| Mutter | -189 | -15 | +52 |

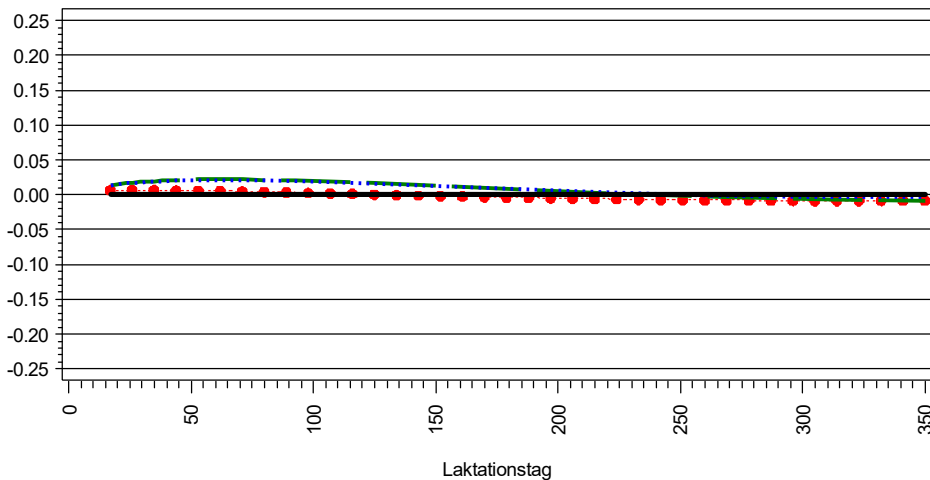
Zuchtwert Fettmenge (kg)



| Zuchtwert Fettmenge | 1.Lakt. | 2.Lakt. | 3.Lakt. |
|---------------------|---------|---------|---------|
| Tier | +14 | +23 | +26 |
| Vater | +5 | +12 | +15 |
| Mutter | +11 | +19 | +24 |

| Zuchtwert Eiweißmenge | 1.Lakt. | 2.Lakt. | 3.Lakt. |
|-----------------------|---------|---------|---------|
| Tier | 0 | +3 | +3 |
| Vater | -3 | +2 | +2 |
| Mutter | -5 | -2 | 0 |

Zuchtwert Eiweißmenge (kg)



| Stand der Information | 1.Lakt. | 2.Lakt. | 3.Lakt. |
|-----------------------|---------|---------|---------|
| Töchter | 119 | 85 | 20 |
| Ø-PM | 8 | 7 | 2 |

| Töchter in Laktationsabschnitten | 1.Lakt. | 2.Lakt. | 3.Lakt. |
|----------------------------------|---------|---------|---------|
| 8-50 | 114 | 84 | 19 |
| 51-100 | 114 | 82 | 12 |
| 101-150 | 114 | 78 | 6 |
| 151-200 | 109 | 70 | 2 |
| 201-250 | 102 | 62 | 0 |
| 251-300 | 94 | 51 | 0 |
| 301-350 | 54 | 19 | 0 |

